

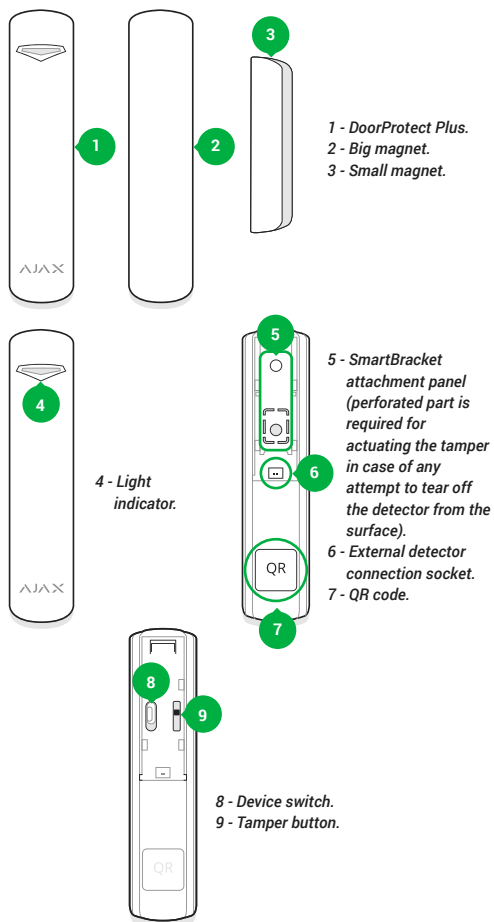
Magnetic opening detector
Model Name: Ajax DoorProtect Plus

Wireless magnetic door detector with shock and tilt sensor

DoorProtect Plus is a wireless security device which detects opening, shocks, and tilting. It has a socket for connecting an external detector. DoorProtect Plus is connected to the Ajax security system via the protected Jeweller protocol, with an effective communication range of up to 1,200 meters without obstacles. It can operate up to 5 years from a bundled battery and is designed for use indoors.

This Quick Start Guide contains general information about the DoorProtect Plus. Before using the device, we recommend reviewing the User Manual on the website: ajax.systems/support/devices/doorprotect-plus

FUNCTIONAL ELEMENTS



DETECTOR LOCATION SELECTION

When selecting an installation location for DoorProtect Plus, take into account any obstacles impairing the radio signal transmission.

Do not install the detector:

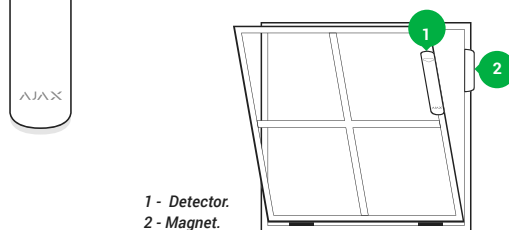
1. Outside the premises (outdoors).
2. Nearby any metal objects and mirrors causing radio signal attenuation or screening it.
3. Within any premises with the temperature and humidity beyond the range of permissible limits.

Prior to the attachment of the detector to a surface with screws, please perform signal level test in the Ajax Security System application for at least a minute. This will demonstrate communication quality between the detector and the hub and ensures proper installation place selection.

Status indicator	Signal level
Lights with interruptions once every 1.5 seconds	Excellent signal level
Blinks 5 times per second	Good signal level
Blinks 2 times per second	Bad signal level
Lights up for a short time once every 1.5 seconds	No signal

The detector is equipped with two magnets - small and big, with the magnet operation ranges of 1 cm and 2 cm accordingly. The magnet should be located to the right of the detector at the mark level:

The detector may be positioned horizontally. If there is no need to detect opening with the sealed contact reed relay, please use only an electronics unit (without magnets) and disable the magnetic sensor in the settings.



Tilt detector detects the vertical deviation of the device relative to the initial position of more than 5°. DoorProtect Plus can be installed on windows including dormer windows, and the system can be armed, when they are in the airing mode (you should previously disable the magnetic sensor in the settings).

MOUNTING THE DEVICE

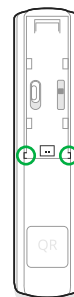
1. Fix the SmartBracket attachment panels of the detector and magnet with bundled screws or other no less reliable attachment hardware.
2. Put the detector on the panel - single blink of the light indicator will confirm that the tamper has been actuated.

DETECTOR CONNECTION AND SETTING UP

The DoorProtect Plus works only with the Ajax security system. Connection to another system via Ajax uartBridge or Ajax ocBridge Plus is not available.

The detector is connected to the hub and set up via the Ajax Security system mobile application. To establish connection please locate the detector and the hub within the communication range and follow the device adding procedure.

A wire detector with a NC type contact may be connected to DoorProtect Plus using an outside-mounted terminal clamp. To lead out the wire from the DoorProtect Plus body, break out piece of plastic on the backside.



Before using the external detector connected to the terminal clamp, activate it in the DoorProtect Plus settings.

If the detector is located in a room requiring 24-hour control, switch on the "Always active" mode - DoorProtect Plus will be actuated in case of opening, even if the system is not in the armed mode.

IMPORTANT INFORMATION

This product can be used across all EU member states.

This device in compliance with the essential requirements and other relevant provisions of Directive 2014/53/EU. All essential radio test suites have been carried out.



CAUTION: RISK OF EXPLOSION IF BATTERY IS REPLACED BY AN INCORRECT TYPE. DISPOSE OF USED BATTERIES ACCORDING TO THE INSTRUCTIONS

TECH SPECS

Detector actuation threshold	1 cm (small magnet) 2 cm (big magnet)
Tilt sensor activation threshold	5° or more (customizable)
Shock sensitivity	3 levels
Ignore first shock option	Yes
Anti-tamper switch	Yes
Frequency band	868.0-868.6 MHz
Effective radiated power	7.91 dBm / 6.19 mW (limit 00 mW)
Modulation	GFSK
Radio signal	1,200 m (any obstacles absent)
Socket for connecting wire detectors	Yes, NC
Power supply	1 battery CR123A, 3 V
Battery life	Up to 5 years
Operating temperature range	From 0°C to +50°C
Operating humidity	Up to 80%
Dimensions	Ø20x90 mm
Weight	29 g

COMPLETE SET

1. DoorProtect Plus.
2. Battery CR123A (pre-installed).
3. Big magnet.
4. Small magnet.
5. Outside-mounted terminal clamp.
6. Installation kit.
7. Quick Start Guide.

WARRANTY

Warranty for Ajax devices is valid for two years after the purchase date and does not apply to the supplied battery. If the device does not work correctly, you should first contact the support service—in half of the cases, technical issues can be solved remotely!

The full text of the warranty is available on the website: ajax.systems/warranty

User Agreement: ajax.systems/end-user-agreement

Technical support: support@ajax.systems